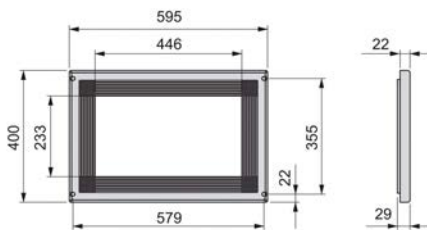


Microwaves frame / Marco para ventilación de microondas



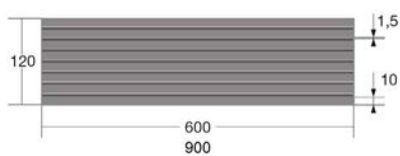
504.345.706	1	plastic/plástico	aluminum painted/pintado aluminio
504.345.739	1	plastic/plástico	inox effect/efecto inox
504.345.702	1	plastic/plástico	white/blanco



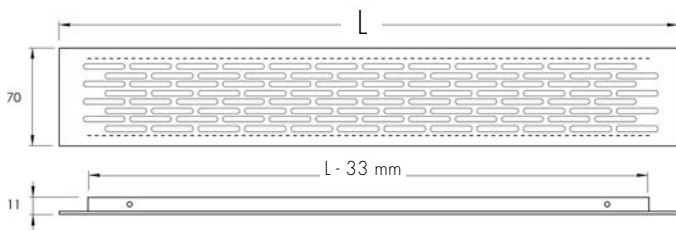
Oven grate / Rejilla para ventilación de horno



504.451.739	1	L: 600 mm.	plastic/plástico	inox/inox
504.451.702	1	L: 600 mm.	plastic/plástico	white/blanco
504.451.701	1	L: 600 mm.	plastic/plástico	black/negro
504.451.706	1	L: 600 mm.	plastic/plástico	aluminum/aluminio



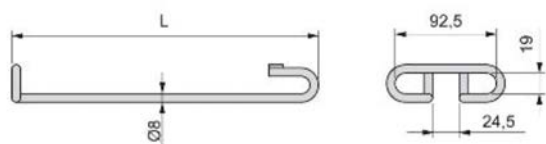
Grating aeration socket / Rejilla aireación encastrable



914.744.702	10	aluminum/aluminio	white/blanco
914.744.706	10	aluminum/aluminio	aluminum/aluminio
	10	aluminum/aluminio	bronze/bronce



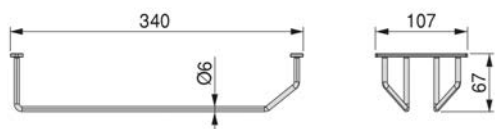
Cup holders / / Porta copas



901.011.542	1	L: 280 mm.	steel/acero	chrome/cromado
901.111.542	1	L: 410 mm.	steel/acero	chrome/cromado

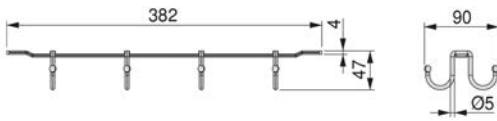


Cup holders line / / Portacopas línea



901.112.542	1	L: 340 mm.	steel/acero	chrome/cromado
-------------	---	------------	-------------	----------------

Cup holders / Portatazas



901.411.542

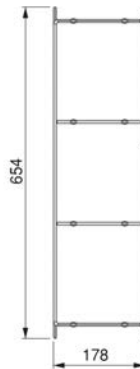
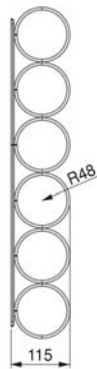

1

L: 382 mm.

steel/acero

chrome/cromado

Bottle holder / Portabotellas



901.211.542

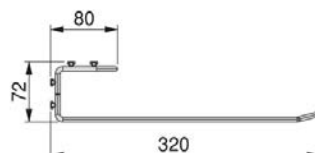
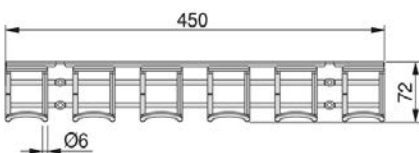

1

L: 654 mm.

steel/acero

chrome/cromado

Cup holder 5 lines / Portacopas 5 líneas



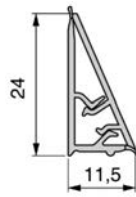
908.938.III






1

L: 320 mm.

steel/acero

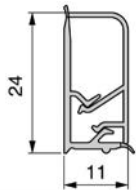
chrome/cromado






MINILINE triangular top / / Copete triangular MINILINE


				
960.363.324	10	L: 4000 mm.	aluminum-plastic/ aluminio-plástico	grey/gris





MINILINE accesories triangular top / / Accesorios copete triangular MINILINE


			
960.421.780	1	plastic/plástico	grey/gris

MINILINE rectangular top / / Copete rectangular MINILINE


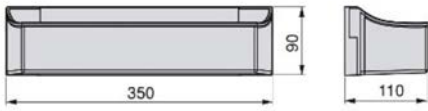
				
960.563.324	40	L: 4000 mm.	aluminum-plastic/ aluminio-plástico	grey/gris

MINILINE accesories rectangular top / / Accesorios copete rectangular MINILINE


			
960.621.780	20	plastic/plástico	grey/gris



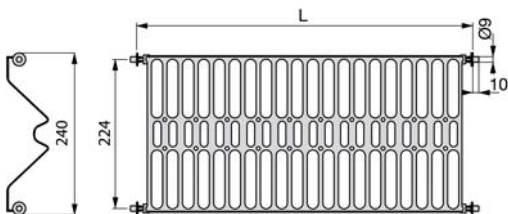
Auxiliary trays set / Juego bandejas auxiliares



901.315.720	1	plastic/plástico	white/blanco
-------------	---	------------------	--------------



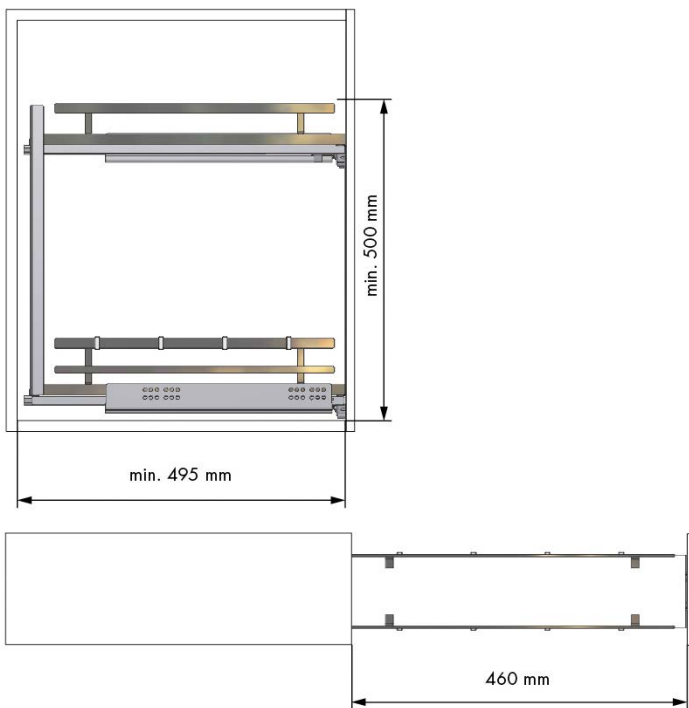
Two tier dish drying rack / Rejilla escurr platos y vasos TWO



504.500.539	1	L min/max 430/480 mm.	steel/acero	brushed steel/acero inox
504.600.539	1	L min/max 530/580 mm.	steel/acero	brushed steel/acero inox
504.700.539	1	L min/max 630/680 mm.	steel/acero	brushed steel/acero inox
504.800.539	1	L min/max 730/780 mm.	steel/acero	brushed steel/acero inox
504.900.539	1	L min/max 830/880 mm.	steel/acero	brushed steel/acero inox



Pull-out bottle side runners / Botellero guías laterales




949.700.014	1	150	steel/acero	chrome/cromo
949.700.007	1	150	steel/acero	anthracite/antracita
949.720.014	1	200	steel/acero	chrome/cromo
949.720.007	1	200	steel/acero	anthracite/antracita

With white or anthracite melamine base. Hettich runners. Maximum load 30 kg. Adjustable for 16 to 19 mm cabinet thickness. /
 Con base de melamina blanca o antracita. Guías Hettich. Carga máxima 30 kg. Adaptable para módulos de 16 a 19 mm de grosor.



Bottle spacers set / Juego separadores



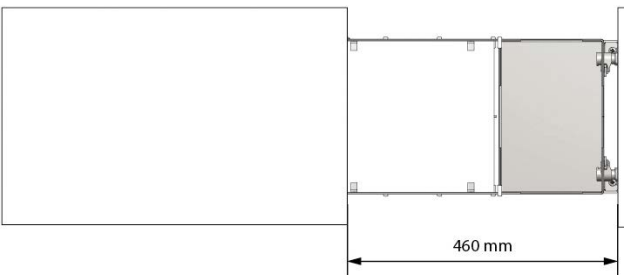
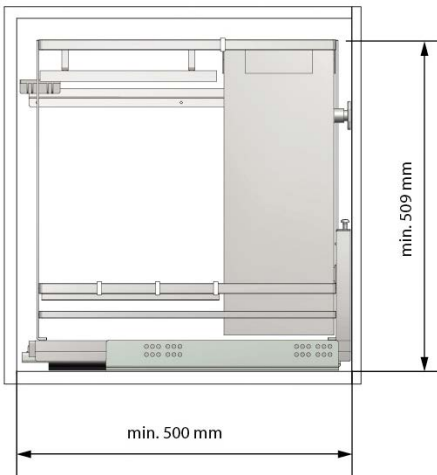
949.104.014	10	150	steel/acero	chrome/cromo
949.104.007	10	150	steel/acero	anthracite/antracita
949.105.014	10	200	steel/acero	chrome/cromo
949.105.007	10	200	steel/acero	anthracite/antracita

Pull-out bottle-bread basket / Botellero panero extraíble



949.074.014	1	300	steel/acero	chrome/cromo
949.076.007	1	400	steel/acero	anthracite/antracita
949.074.014	1	300	steel/acero	chrome/cromo
949.076.007	1	400	steel/acero	anthracite/antracita

With white or anthracite melamine base. Hettich runners. Maximum load 30 kg. Adjustable for 16 to 19 mm cabinet thickness. /
Con base de melamina blanca o antracita. Guías Hettich. Carga máxima 30 kg. Adaptable para módulos de 16 a 19 mm de grosor.



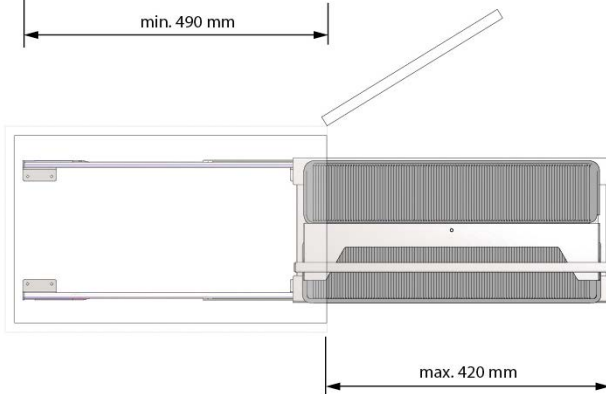
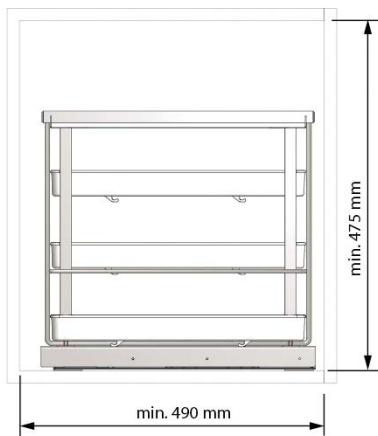
Pull-out cleaning basket / / Accesorio limpieza extraíble




949.115.014	1	300	steel/acero	chrome/cromo
949.115.007	1	300	steel/acero	anthracite/antracita

Portable baskets. Bottom fixing runners with soft closing. Maximum load 20 kg. /

Bandejas portables. Guías unión basal con cierre amortiguado. Carga máxima 20 kg.



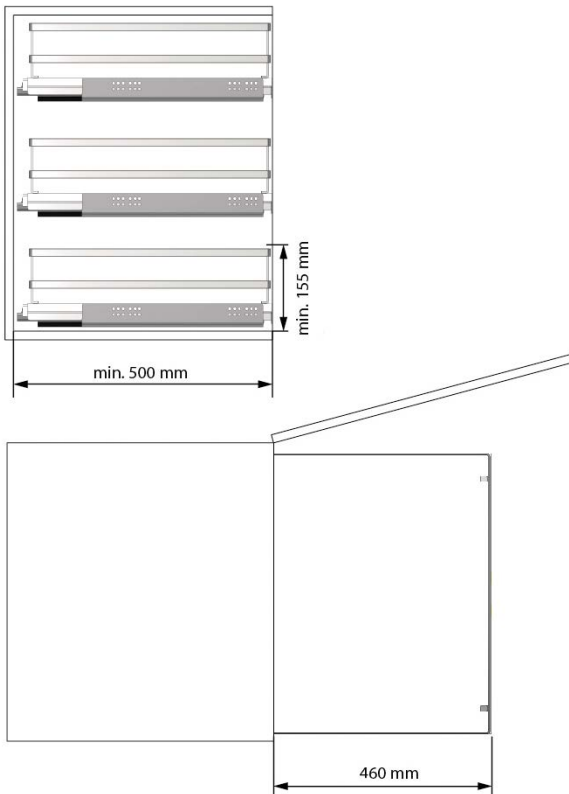
Multipurpose basket / Cesto multiuso



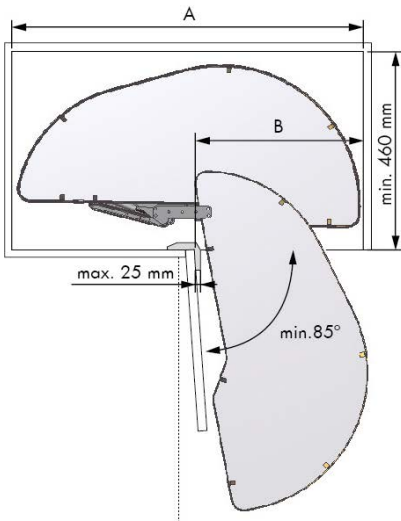
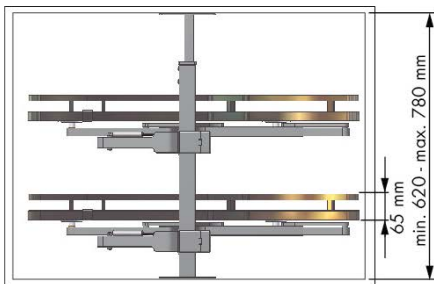
949.082.014	1	400	steel/acero	chrome/cromo
949.082.007	1	400	steel/acero	anthracite/antracita
949.084.014	1	450	steel/acero	chrome/cromo
949.084.007	1	450	steel/acero	anthracite/antracita
949.086.014	1	500	steel/acero	chrome/cromo
949.086.007	1	500	steel/acero	anthracite/antracita
949.088.014	1	600	steel/acero	chrome/cromo
949.088.007	1	600	steel/acero	anthracite/antracita

With white or anthracite melamine base. Hettich runners. Maximum load 30 kg. Adjustable for 16 to 19 mm cabinet thickness. /

Con base de melamina blanca o antracita. Guías Hettich. Carga máxima 30 kg. Adaptable para módulos de 16 a 19 mm de grosor.



Sliding pull-out / Bandeja deslizante




F	A	B
400	min. 760 mm	min. 360 mm
450	min. 860 mm	min. 410 mm
500	min. 960 mm	min. 460 mm
600	min. 960 mm	min. 560 mm

Code	Qty	Direction	Depth (mm)	Material	Finish
949.107.014	1	right/derecho	400	steel/acero	chrome/cromo
949.107.007	1	right/derecho	400	steel/acero	anthracite/antracita
949.108.014	1	left/izquierdo	450	steel/acero	chrome/cromo
949.108.007	1	left/izquierdo	450	steel/acero	anthracite/antracita
949.109.014	1	right/derecho	500	steel/acero	chrome/cromo
949.109.007	1	right/derecho	500	steel/acero	anthracite/antracita
949.110.014	1	left/izquierdo	600	steel/acero	chrome/cromo
949.110.007	1	left/izquierdo	600	steel/acero	anthracite/antracita
949.111.014	1	right/derecho	400	steel/acero	chrome/cromo
949.111.007	1	right/derecho	400	steel/acero	anthracite/antracita
949.112.014	1	left/izquierdo	450	steel/acero	chrome/cromo
949.112.007	1	left/izquierdo	450	steel/acero	anthracite/antracita
949.113.014	1	right/derecho	500	steel/acero	chrome/cromo
949.113.007	1	right/derecho	500	steel/acero	anthracite/antracita
949.114.014	1	left/izquierdo	600	steel/acero	chrome/cromo
949.114.007	1	left/izquierdo	600	steel/acero	anthracite/antracita

With white or anthracite melamine base. Maximum load 20 kg each basket.
 With brake system. /
 Con base de melamina blanca o antracita. Carga máxima 20 kg por bandeja.
 Con sistema de freno.

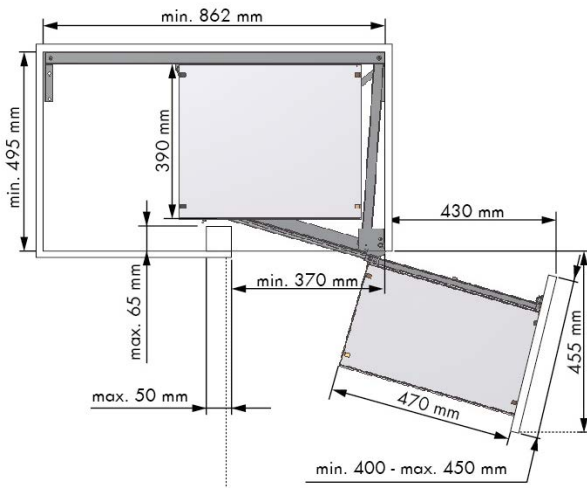
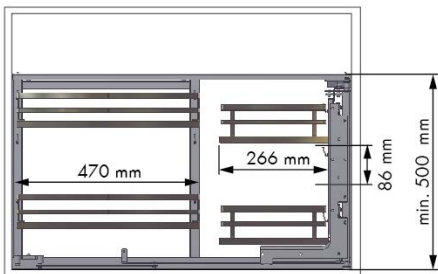


Articulated pull-out frame / Bastidor extraíble articulado

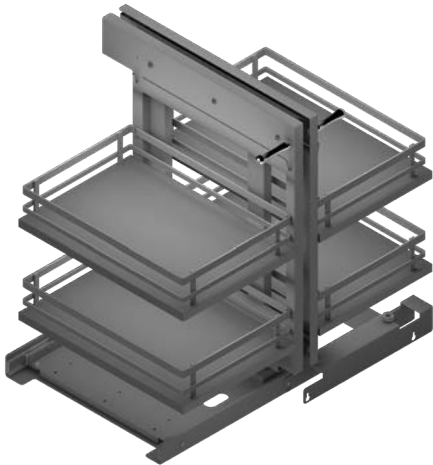


949.014.014	1	right/derecho	min. 400↔max. 450	steel/acero	chrome/cromo
949.014.007	1	right/derecho	min. 400↔max. 450	steel/acero	anthracite/antracita
949.015.014	1	left/izquierdo	min. 400↔max. 450	steel/acero	chrome/cromo
949.015.007	1	left/izquierdo	min. 400↔max. 450	steel/acero	anthracite/antracita

With white or anthracite melamine base. Soft closing. Maximum load 9,5 kg interior basket, 8 kg front basket. /
Con base de melamina blanca o antracita. Sistema de cierre amortiguado. Carga máxima 9,5 kg cesta interna, 8 kg cesta frontal.

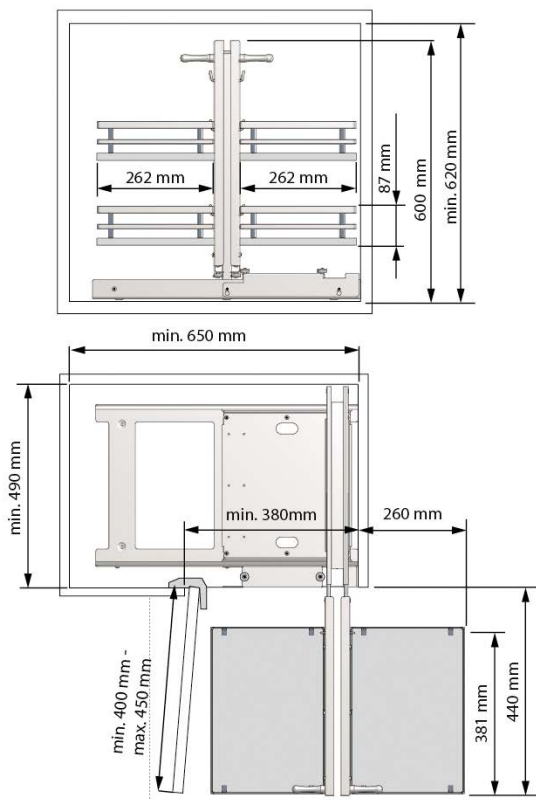


Articulated pull-out frame / Bastidor extraíble articulado



949.011.614	1	min. 400↔max. 450	steel/acero	chrome/cromo
949.011.607	1	min. 400↔max. 450	steel/acero	anthracite/antracita

With white or anthracite melamine base. Reversible. Soft closing. It's possible to pull-out all the baskets. Maximum load 8 kg basket. /
 Con base de melamina blanca o antracita. Reversible. Sistema de cierre amortiguado. Extracción total de las cestas. Carga máxima 8 kg cesta.



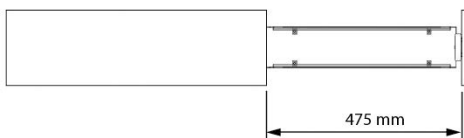
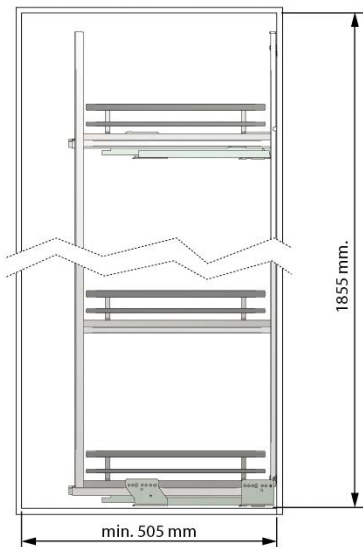
Pull-out frame / Columna extraíble



949.137.014	1	150	steel/acero	chrome/cromo
949.137.007	1	150	steel/acero	anthracite/antracita
949.138.014	1	200	steel/acero	chrome/cromo
949.138.007	1	200	steel/acero	anthracite/antracita

With white or anthracite melamine. Grass runners. Maximum load 70 kg.
Adjustable for 16 to 19 mm cabinet thickness. /


Con base de melamina blanca o antracita. Guías Grass. Carga máxima 70 kg.
Adaptable para módulos de 16 a 19 mm de grosor.



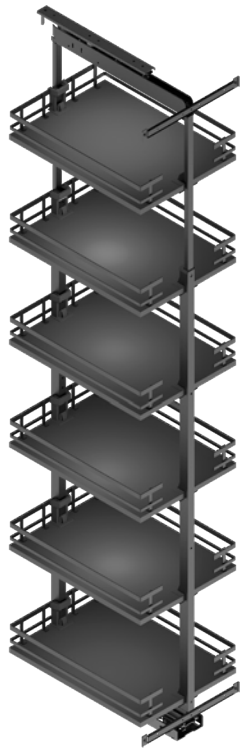
Bottle spacers set / Juego separadores



949.104.014	10	150	steel/acero	chrome/cromo
949.104.007	10	150	steel/acero	anthracite/antracita
949.105.014	10	200	steel/acero	chrome/cromo
949.105.007	10	200	steel/acero	anthracite/antracita



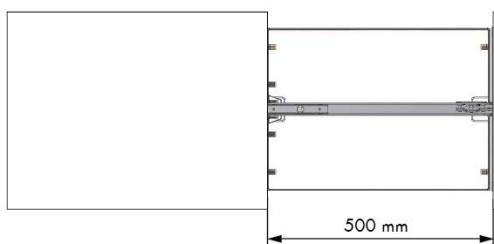
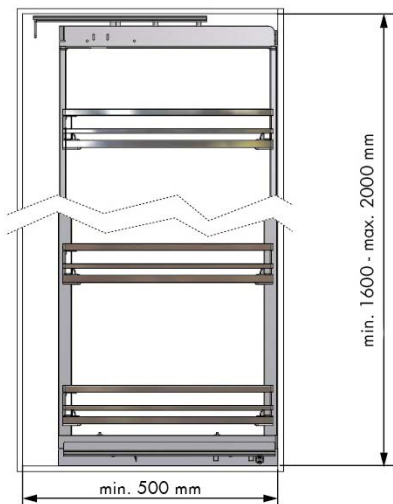
Pull-out frame / Columna extraíble




949.023.014	1	5	300	steel/acero	chrome/cromo
949.023.007	1	5	300	steel/acero	anthracite/antracita
949.029.014	1	5	400	steel/acero	chrome/cromo
949.029.007	1	5	400	steel/acero	anthracite/antracita
949.032.014	1	5	450	steel/acero	chrome/cromo
949.032.007	1	5	450	steel/acero	anthracite/antracita
949.035.014	1	5	500	steel/acero	chrome/cromo
949.035.007	1	5	500	steel/acero	anthracite/antracita
949.038.014	1	5	600	steel/acero	chrome/cromo
949.038.007	1	5	600	steel/acero	anthracite/antracita

Clip-on baskets with white or anthracite melamine base. Soft closing runner. Maximum load 120 kg. /

Cestillos columna con base de melamina blanca o antracita. Guía con cierre amortiguado. Carga máxima 120 kg.

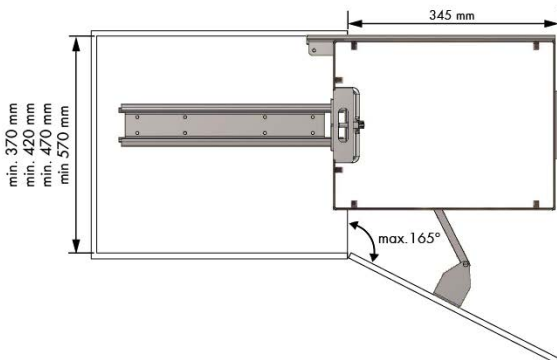
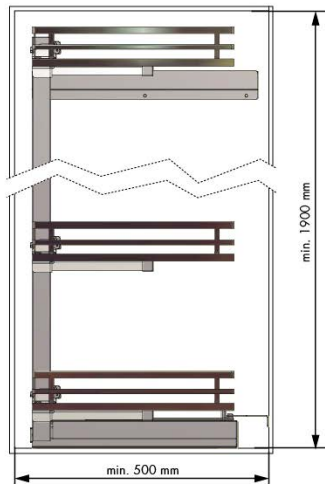


Pantry column / Columna despensero

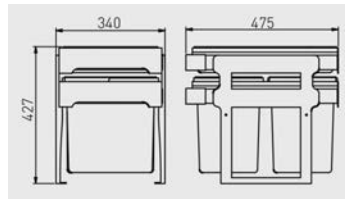








949.060.014	1	1850H x 498L	5	400	steel/acero	chrome/cromo
949.060.007	1	1850H x 498L	5	400	steel/acero	anthracite/antracita
949.040.014	1	1850H x 498L	5	450	steel/acero	chrome/cromo
949.040.007	1	1850H x 498L	5	450	steel/acero	anthracite/antracita
949.061.014	1	1850H x 498L	5	500	steel/acero	chrome/cromo
949.061.007	1	1850H x 498L	5	500	steel/acero	anthracite/antracita
949.041.014	1	1850H x 498L	5	600	steel/acero	chrome/cromo
949.041.007	1	1850H x 498L	5	600	steel/acero	anthracite/antracita

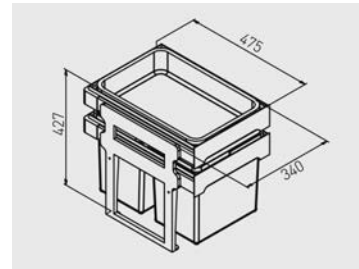
Baskets with white or anthracite melamine base. With soft closing.
Reversible. Maximum load 12 kg per basket, 100 kg frame. /
Bandejas con base de melamina blanca o antracita. Con sistema de cierre
amortiguado. Reversible. Carga máxima 12 kg por cesta, 100 kg bastidor.



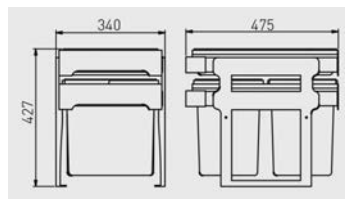
Trash bin TIRA-400 / Contenedor de basura TIRA-400









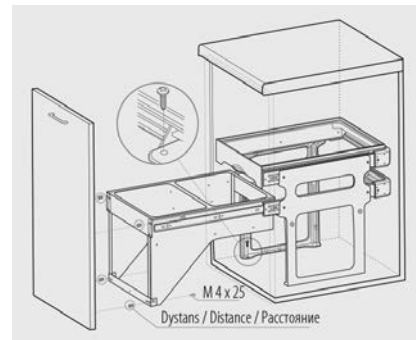
						
912.001.714	1	400	dm ³ : 2 x 16 litros	plastic/plástico	grey/gris	
912.002.714	1	400	dm ³ : 1 x 16 litros dm ³ : 2 x 8 litros	plastic/plástico	grey/gris	



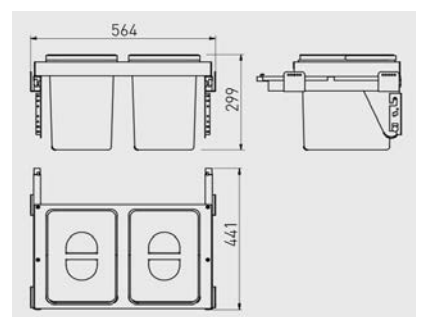
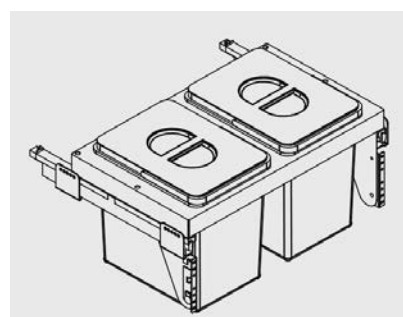
Trash bin with door mount bracket TIRA-400P / Contenedor de basura con soporte de montaje en puerta TIRA-400P








						
912.003.714	1	400	dm ³ : 2 x 16 litros	plastic/plástico	grey/gris	
912.004.714	1	400	dm ³ : 1 x 16 litros dm ³ : 2 x 8 litros	plastic/plástico	grey/gris	

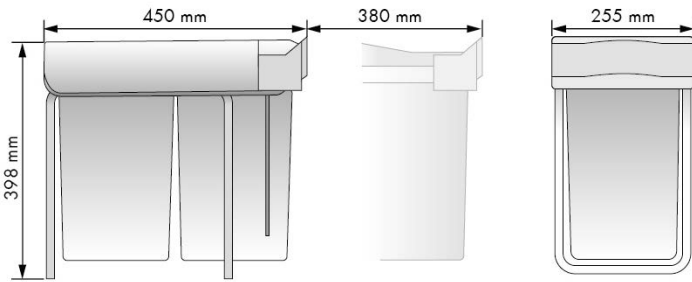


Trash bin with door mount bracket TIRA-600P / Contenedor de basura con tapa TIRA-600P



						
915.641.600	1	600	dm ³ : 2 x 16 litros	plastic/plástico	grey/gris	

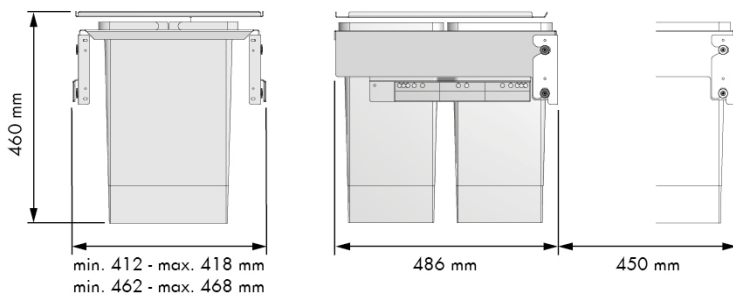
Ecological waste bin / / Cubo basura ecológico



Code	Qty	Min. Depth	Dimensions	Capacity	Material	Color
935.051.300	1	300 mm.	255 D X 398 H X 450 L	dm ³ : 21 L	plastic/plástico	beige/beige
935.052.300	1	300 mm.	255 D X 398 H X 450 L	dm ³ : 2 x 14 L	plastic/plástico	beige/beige



Ecological waste bin / / Cubo basura ecológico

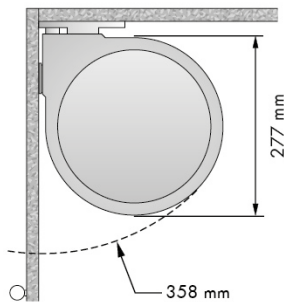
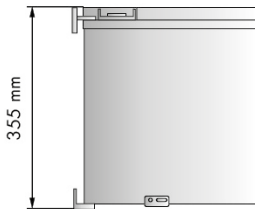


Code	Qty	Min. Depth	Dimensions	Capacity	Material	Color
938.782.314	1	450	412↔418D x 460H x 486L	dm ³ : 2 x 24 L	steel/acero	anthracite/antracita
938.783.314	1	500	462↔468D x 460H x 486L	dm ³ : 2 x 24 L	steel/acero	anthracite/antracita

With automatic opening system, full extension and soft closing runner. /
Con apertura automática, extracción total y cierre amortiguado.



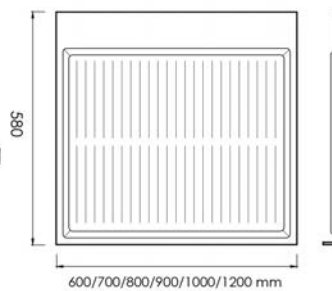
Waste bin / / Cubo basura








						
935.051.300	1	400 min.	277 Ø X 355 H	dm ³ : 13 L	plastic/plástico	white/blanco

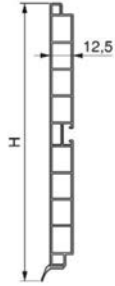


Bottom sink / / Fondo fregadero




				
916.400.706	1	L: 400 mm.	ABS	grey/gris
916.450.706	1	L: 450 mm.	ABS	grey/gris
916.500.706	1	L: 500 mm.	ABS	grey/gris
916.600.706	1	L: 600 mm.	ABS	grey/gris
916.700.706	1	L: 700 mm.	ABS	grey/gris
916.800.706	1	L: 800 mm.	ABS	grey/gris
916.900.706	1	L: 900 mm.	ABS	grey/gris
916.100.706	1	L: 1000 mm.	ABS	grey/gris
916.120.706	1	L: 1200 mm.	ABS	grey/gris

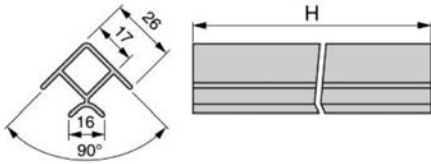
Sockets PLASLINE / Zócalos PLASLINE



660.210.707	10	H: 100 mm. / L: 2.4 m.	plastic/plástico	aluminum satin/aluminio satinado
660.210.780	10	H: 100 mm. / L: 2.4 m.	plastic/plástico	stainless anodized/anodizado inox
660.210.705	10	H: 100 mm. / L: 4 m.	plastic/plástico	grey/gris antracita
660.210.702	10	H: 100 mm. / L: 4 m.	plastic/plástico	white/ blanco
660.219.707	10	H: 150 mm. / L: 2.4 m.	plastic/plástico	aluminum satin/aluminio satinado
660.219.780	10	H: 150 mm. / L: 2.4 m.	plastic/plástico	stainless anodized/anodizado inox
660.219.705	10	H: 150 mm. / L: 4 m.	plastic/plástico	grey/gris antracita
660.219.702	10	H: 150 mm. / L: 4 m.	plastic/plástico	white/ blanco



90° angles PLASLINE / Angulos de 90° PLASLINE



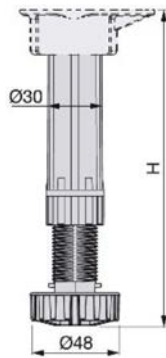
660.520.707	20	H: 100 mm.	plastic/plástico	aluminium anodized/aluminio anodizado
660.520.780	20	H: 100 mm.	plastic/plástico	stainless anodized/acero inox
000.000.000	20	H: 100 mm.	plastic/plástico	grey/gris antracita
660.221.707	20	H: 150 mm.	plastic/plástico	aluminium anodized/aluminio anodizado
660.369.780	20	H: 150 mm.	plastic/plástico	stainless anodized/acero inox
000.000.000	20	H: 150 mm.	plastic/plástico	grey/gris antracita
660.369.707	20	H: 160 mm.	plastic/plástico	aluminium anodized/aluminio anodizado
	20	H: 160 mm.	plastic/plástico	stainless anodized/acero inox
	20	H: 160 mm.	plastic/plástico	grey/gris antracita

Flexibles angles PLASLINE / Angulos flexibles PLASLINE



660.519.707	20	H: 100 mm.	plastic/plástico	satin anodized/anodizado satinado
000.000.000	20	H: 100 mm.	plastic/plástico	grey/gris antracita
660.638.707	20	H: 150 mm.	plastic/plástico	satin anodized/anodizado satinado
	20	H: 160 mm.	plastic/plástico	grey/gris antracita
660.220.707	20	H: 165 mm.	plastic/plástico	satin anodized/anodizado satinado
	20	H: 165 mm.	plastic/plástico	grey/gris antracita

Feet INTEX / / Pies INTEX



Code	Quantity	Description	Material	Color
643.120.701	100	height socket/altura zócalo: 100-120 mm. / H: 98-140 mm.	plastic/plástico	black/negro
643.160.701	100	height socket/altura zócalo: 120-150 mm. / H: 118-160 mm.	plastic/plástico	black/negro
643.132.701	100	height socket/altura zócalo: 150-165-180 mm. / H: 148-190 mm.	plastic/plástico	black/negro

Screw mounting base / / Base montaje tornillo



Code	Quantity	Material	Color
643.117.701	100	plastic/plástico	black/negro

Direct mounting base / / Base montaje directo



Code	Quantity	Dimension	Material	Color
	100	ø: 12,5 mm.	plastic/plástico	black/negro
	100	ø: 13,5 mm.	plastic/plástico	black/negro
	100	ø: 15,5 mm.	plastic/plástico	black/negro
	100	ø: 16,5 mm.	plastic/plástico	black/negro

Part mounting direct/screw / / Pieza montaje directo/tornillo



Code	Quantity	Material	Color
643.004.701	200	plastic/plástico	black/negro

Piece sockets / / Pieza para zócalos



For sockets LINE 2 y PLASLINE 2 /
para zócalos LINE 2 y PLASLINE 2.

Code	Quantity	Material	Color
643.005.701	200	plastic/plástico	black/negro

Screw M10 / / Tornillo M10



Code	Quantity	Material	Finish
643.126.582	200	steel/acero	zinc/cincado

Cover / / Tapas

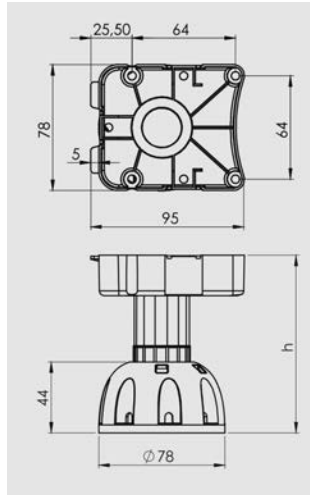


Code	Quantity	Material	Color
643.126.720	200	plastic/plástico	white/blanco

Adjustable leg BISONTE / / Pata regulable BISONTE



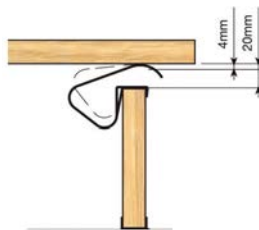
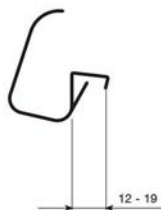
643.906.710	Weight-peso: 450 kg. / H: 50 to 70 mm.	100	plastic/plástico	black/negro
643.910.710	Weight-peso: 450 kg. / H: 80 to 100 mm.	100	plastic/plástico	black/negro
643.913.710	Weight-peso: 450 kg. / H: 100 to 130 mm.	100	plastic/plástico	black/negro
643.914.710	Weight-peso: 450 kg. / H: 130 to 190 mm.	100	plastic/plástico	black/negro



Clip for Bisonte leg /
/ Pinza para zócalo regulable

643.003.701	Distancia 37 mm.	100	PVC	black/negro

Base support for 12 to 19 mm / / Soporte de zócalo para 12 a 19 mm. FLEXY-5



643.500.502	500	steel/acero	white/blanco

Pressure 4 mm: / Presión 4 mm. : 8 kg.
Pressure 20 mm: / Presión 20 mm. : 4 kg.

Drawer systems set AXIS / Sistema de cajones AXIS



Múltiples usos

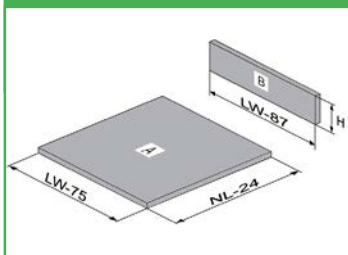
El sistema de cajones AXIS PRO es una solución para todo tipo de interiores. Ofrecemos una amplia gama de opciones de diseño, que incluyen 4 alturas de cajones estándar e internos.





Diseño de moda

El panel lateral del cajón, de solo 14 mm de ancho, le da al cajón un aspecto simple y moderno, y el acabado del sistema en color blanco y antracita combina con muchas soluciones.

Cómoda utilización

El nuevo mecanismo aumenta el rendimiento operativo del cajón y garantiza la mejor acción de funcionamiento. AXIS PRO también tiene un ajuste simple frontal de 2 planos: vertical y horizontal.

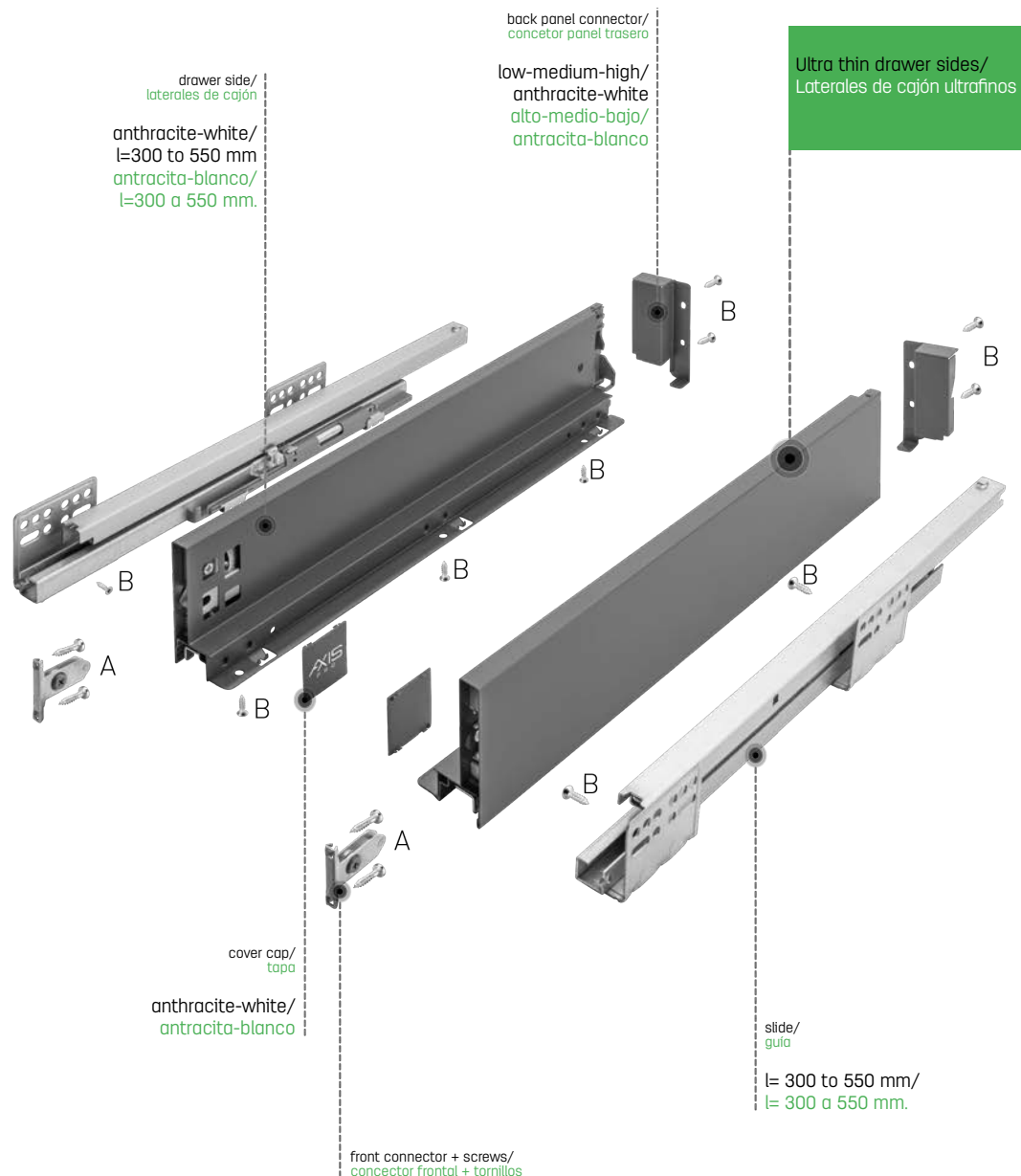


 L: 300 - 550 mm.	 40 Kg.	 steel/acero	 white anthracite /blanco antracita
---	--	---	--

Full extension / Extensión completa.

Soft close / Cierre suave.

Adjustment (vertically and horizontally) / Ajuste (vertical y horizontalmente).



Drawer set-A AXIS / Cajón



LOW drawer set / set cajón BAJO



MEDIUM drawer set / set cajón MEDIO



HIGH drawer set / set cajón ALTO



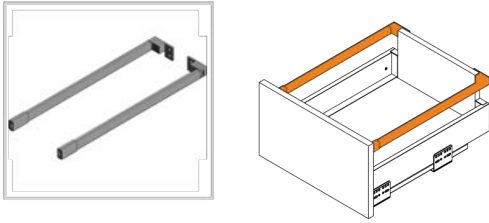
504.730.507	10	L: 300 mm.	low drawer set / set cajón bajo	steel/acero	anthracite/antracita
504.730.502	10	L: 300 mm.	low drawer set / set cajón bajo	steel/acero	white/blanco
504.735.507	10	L: 350 mm.	low drawer set / set cajón bajo	steel/acero	anthracite/antracita
504.735.502	10	L: 350 mm.	low drawer set / set cajón bajo	steel/acero	white/blanco
504.740.507	10	L: 400 mm.	low drawer set / set cajón bajo	steel/acero	anthracite/antracita
504.740.502	10	L: 400 mm.	low drawer set / set cajón bajo	steel/acero	white/blanco
504.745.507	10	L: 450 mm.	low drawer set / set cajón bajo	steel/acero	anthracite/antracita
504.745.502	10	L: 450 mm.	low drawer set / set cajón bajo	steel/acero	white/blanco
504.750.507	10	L: 500 mm.	low drawer set / set cajón bajo	steel/acero	anthracite/antracita
504.750.502	10	L: 500 mm.	low drawer set / set cajón bajo	steel/acero	white/blanco
504.755.507	10	L: 550 mm.	low drawer set / set cajón bajo	steel/acero	anthracite/antracita
504.755.502	10	L: 550 mm.	low drawer set / set cajón bajo	steel/acero	white/blanco






514.738.507	10	L: 300 mm.	medium drawer set / set cajón medio	steel/acero	anthracite/antracita
514.738.502	10	L: 300 mm.	medium drawer set / set cajón medio	steel/acero	white/blanco
514.739.507	10	L: 350 mm.	medium drawer set / set cajón medio	steel/acero	anthracite/antracita
514.739.502	10	L: 350 mm.	medium drawer set / set cajón medio	steel/acero	white/blanco
514.740.507	10	L: 400 mm.	medium drawer set / set cajón medio	steel/acero	anthracite/antracita
514.740.502	10	L: 400 mm.	medium drawer set / set cajón medio	steel/acero	white/blanco
514.745.507	10	L: 450 mm.	medium drawer set / set cajón medio	steel/acero	anthracite/antracita
514.745.502	10	L: 450 mm.	medium drawer set / set cajón medio	steel/acero	white/blanco
514.750.507	10	L: 500 mm.	medium drawer set / set cajón medio	steel/acero	anthracite/antracita
514.750.502	10	L: 500 mm.	medium drawer set / set cajón medio	steel/acero	white/blanco
514.755.507	10	L: 550 mm.	medium drawer set / set cajón medio	steel/acero	anthracite/antracita
514.755.502	10	L: 550 mm.	medium drawer set / set cajón medio	steel/acero	white/blanco

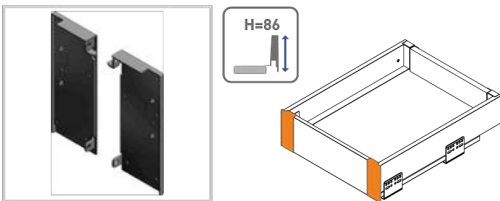
504.930.507	10	L: 300 mm.	high drawer set / set cajón alto	steel/acero	anthracite/antracita
504.930.502	10	L: 300 mm.	high drawer set / set cajón alto	steel/acero	white/blanco
504.935.507	10	L: 350 mm.	high drawer set / set cajón alto	steel/acero	anthracite/antracita
504.935.502	10	L: 350 mm.	high drawer set / set cajón alto	steel/acero	white/blanco
504.940.507	10	L: 400 mm.	high drawer set / set cajón alto	steel/acero	anthracite/antracita
504.940.502	10	L: 400 mm.	high drawer set / set cajón alto	steel/acero	white/blanco
504.945.507	10	L: 450 mm.	high drawer set / set cajón alto	steel/acero	anthracite/antracita
504.945.502	10	L: 450 mm.	high drawer set / set cajón alto	steel/acero	white/blanco
504.950.507	10	L: 500 mm.	high drawer set / set cajón alto	steel/acero	anthracite/antracita
504.950.502	10	L: 500 mm.	high drawer set / set cajón alto	steel/acero	white/blanco
504.955.507	10	L: 550 mm.	high drawer set / set cajón alto	steel/acero	anthracite/antracita
504.955.502	10	L: 550 mm.	high drawer set / set cajón alto	steel/acero	white/blanco






Support: 40 kg / Soporta hasta 40 kg.

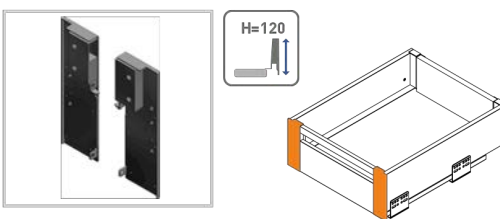
Accesorios AXIS / / Accesorios







Longitudinal railing / Railes longitudinales


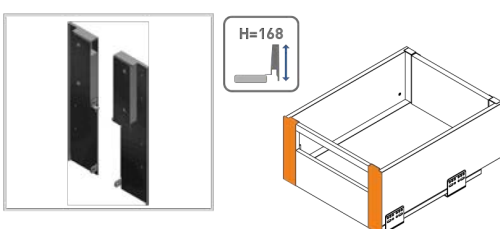
					
505.001.507	10	L: 300 mm.	steel/acero	anthracite/antracita	
505.001.502	10	L: 300 mm.	steel/acero	white/blanco	
505.002.507	10	L: 350 mm.	steel/acero	anthracite/antracita	
505.002.502	10	L: 350 mm.	steel/acero	white/blanco	
505.003.507	10	L: 400 mm.	steel/acero	anthracite/antracita	
505.003.502	10	L: 400 mm.	steel/acero	white/blanco	
505.004.507	10	L: 450 mm.	steel/acero	anthracite/antracita	
505.004.502	10	L: 450 mm.	steel/acero	white/blanco	
505.005.507	10	L: 500 mm.	steel/acero	anthracite/antracita	
505.005.502	10	L: 500 mm.	steel/acero	white/blanco	
505.006.507	10	L: 550 mm.	steel/acero	anthracite/antracita	
505.006.502	10	L: 550 mm.	steel/acero	white/blanco	






**Inner front connector low /
Conector frontal interior bajo**


					
504.100.507	10	H: 86 mm.	steel/acero	anthracite/antracita	
504.100.502	10	H: 86 mm.	steel/acero	white/blanco	

**Inner front connector medium /
Conector frontal interior medio**


					
504.200.507	10	H: 120 mm.	steel/acero	anthracite/antracita	
504.200.502	10	H: 120 mm.	steel/acero	white/blanco	

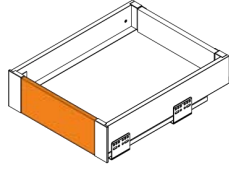

**Inner front connector high /
Conector frontal interior alto**


					
504.200.507	10	H: 168 mm.	steel/acero	anthracite/antracita	
504.200.502	10	H: 120 mm.	steel/acero	white/blanco	

Accesorios AXIS / / Accesorios

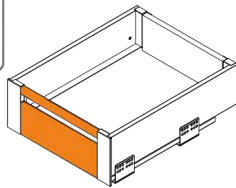



Front panel / Panel frontal



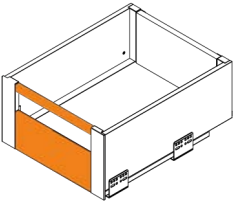

504.101.507	10	L: 1200 mm.	steel/acero	anthracite/antracita
504.101.502	10	L: 1200 mm.	steel/acero	white/blanco

Front panel / Panel frontal



504.201.507	10	L: 1200 mm.	steel/acero	anthracite/antracita
504.201.502	10	L: 1200 mm.	steel/acero	white/blanco

Front panel / Panel frontal

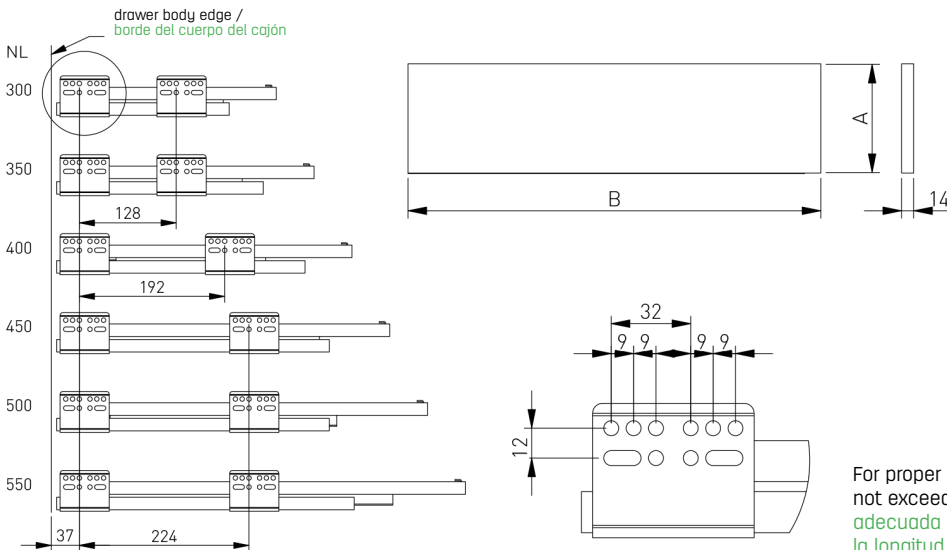


504.301.507	10	L: 1200 mm.	steel/acero	anthracite/antracita
504.301.502	10	L: 1200 mm.	steel/acero	white/blanco

Mounting AXIS / / Montaje



Mounting dimensions / Dimensiones para el montaje

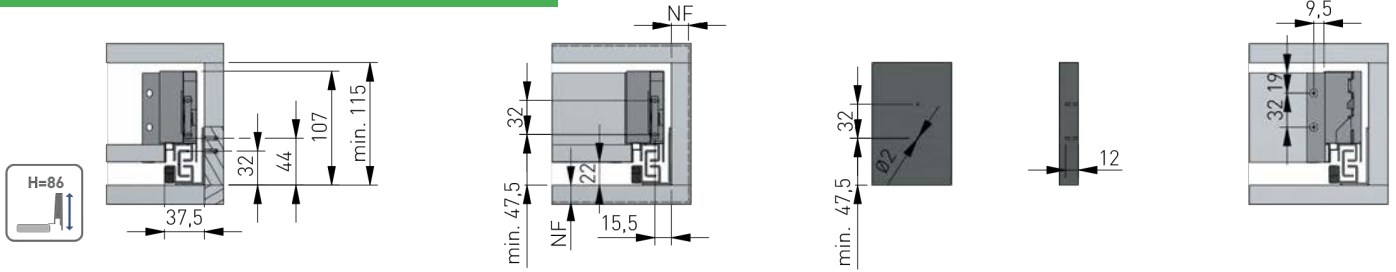


For proper drawer operation, the width of the drawer can not exceed the nominal slide length. / Para una operación adecuada del cajón, el ancho del cajón no puede exceder la longitud nominal de la corredera.

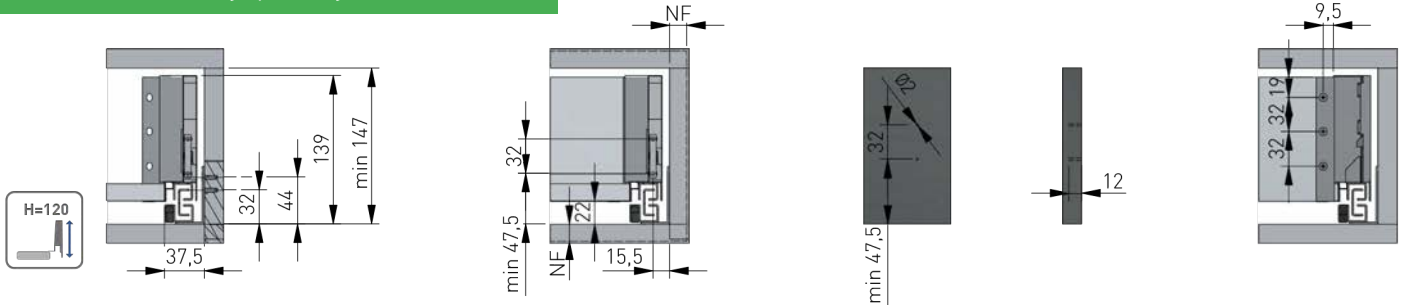
Mounting AXIS / Montaje



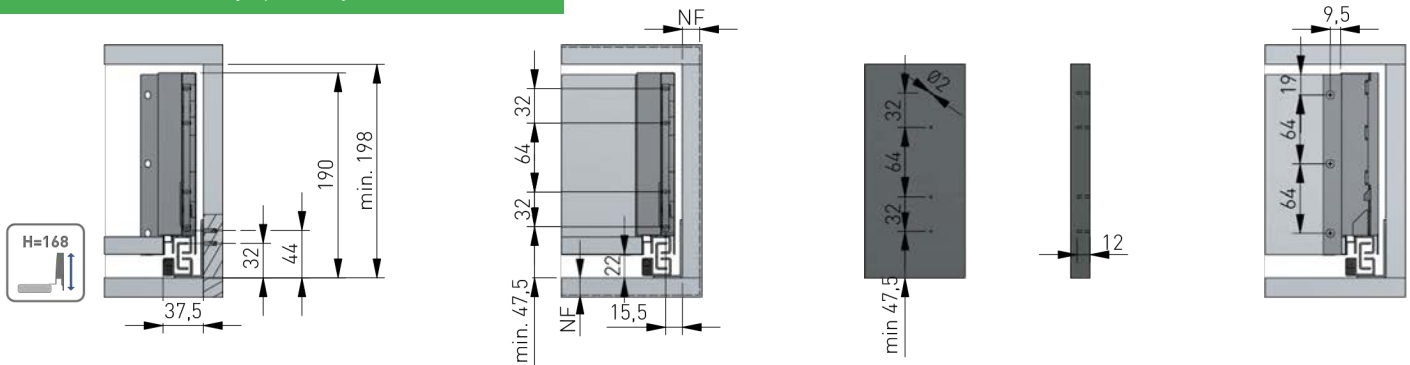
Mounting dimensions for low drawer /
Dimensiones de montaje para cajones bajos



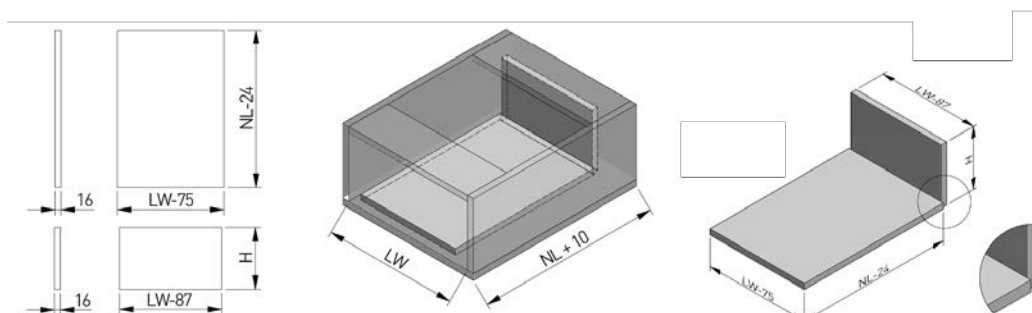
Mounting dimensions for medium drawer /
Dimensiones de montaje para cajones medios



Mounting dimensions for high drawer /
Dimensiones de montaje para cajones altos

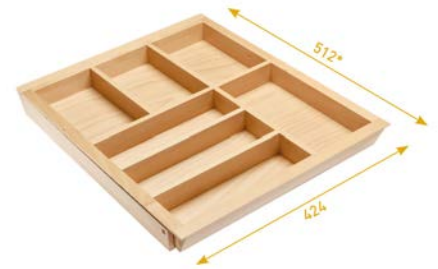


Drawer elements dimensions for 16 mm. /
Dimensiones de los elementos del cajón para 16 mm.



Low/Bajo	H: 84 mm.
Medium/Medio	H: 84 mm.
High/Alto	H: 84 mm.

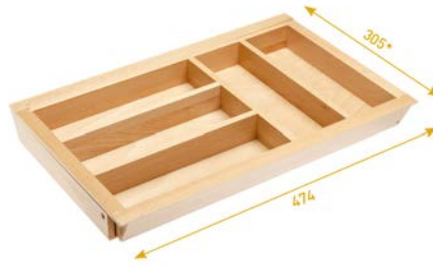
Adjustable cutlery organizer for AXIS / Organizador de cubiertos ajustable para cajón



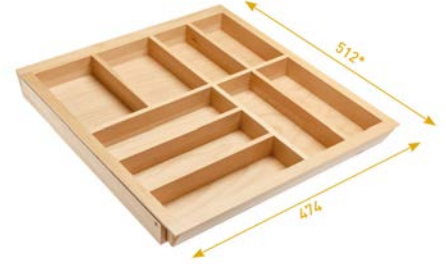
504.845.157 1 wood/madera



504.645.157 1 wood/madera




504.650.157 1 wood/madera



504.850.157 1 wood/madera

Knife block adjustable organizer for AXIS / Organizador de cuchillos ajustable para cajón




504.345.157 1 wood/madera




504.350.157 1 wood/madera

Spice tray adjustable organizer for AXIS / Organizador de especias ajustable para cajón




504.445.157 1 wood/madera

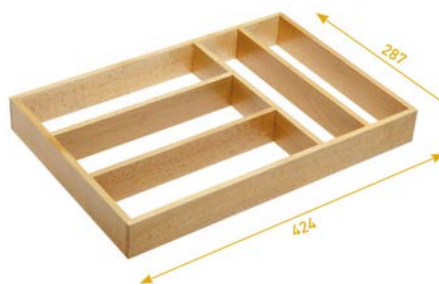


504.450.157 1 wood/madera

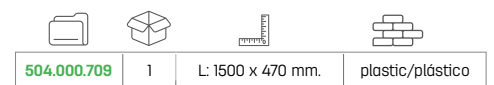
Foil roll dispenser adjustable organizer for AXIS / Organizador de cuchillos ajustable para cajón



Cutlery organizer for AXIS / Organizador de cuchillos para cajón



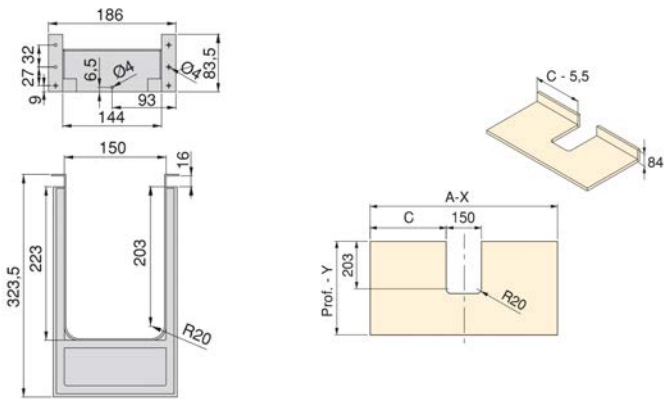
Anti-slip mat for drawers AXIS / Alfombra antideslizante para cajón



Save rectangular siphon / Salva sifón rectangular con cubeta frontal para baño
with frontal tray for bathroom /



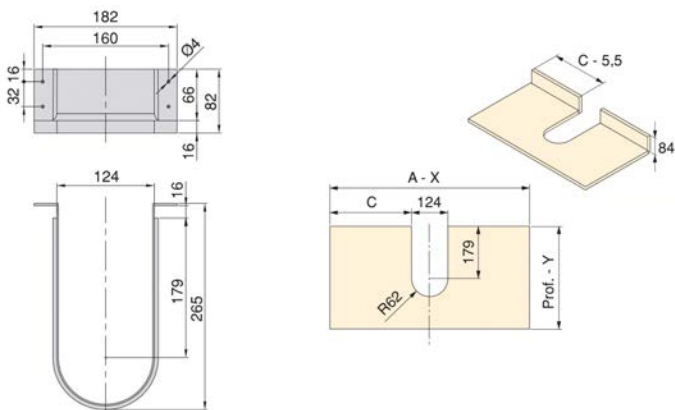
502.323.705	6	plastic/plástico	anthracite grey/gris antracita
503.323.770	6	plastic/plástico	grey/gris RAL 9006
503.323.720	6	plastic/plástico	white/blanco



Save circular siphon for bathroom / Salva sifón circular para baño



502.265.705	10	plastic/plástico	anthracite grey/gris antracita
502.265.770	10	plastic/plástico	grey/gris RAL 9006
502.265.720	10	plastic/plástico	white/blanco



Adjustable organizer 350 / / Organizador regulable ONDA-350

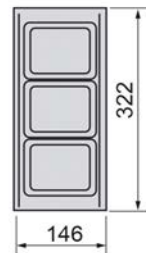
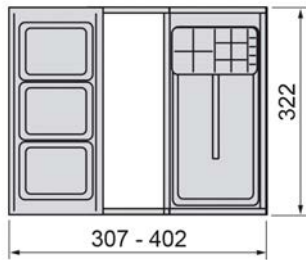
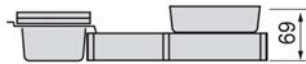


901.523.705	1	Prof: 350 mm.	plastic/plástico	anthracite grey/gris antracita
901.515.720	1	Prof: 350 mm.	plastic/plástico	white/blanco

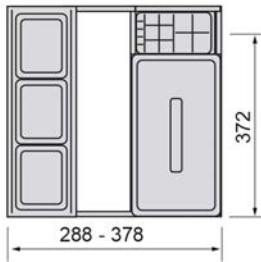
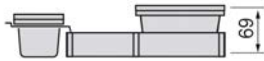
Set 3 cuvettes 350 depth / / Set 3 cubetas ONDA-350



901.323.705	1	Prof: 350 mm.	plastic/plástico	anthracite grey/gris antracita
901.315.720	1	Prof: 350 mm.	plastic/plástico	white/blanco



Adjustable organizer 400 / Organizador regulable ONDA-400

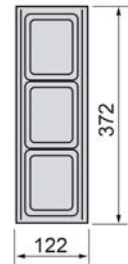


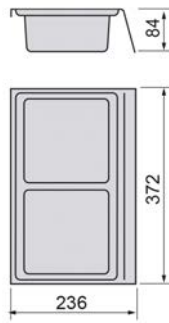
901.623.705	1	Prof: 400 mm.	plastic/plástico	anthracite grey/gris antracita
901.615.720	1	Prof: 400 mm.	plastic/plástico	white/blanco

Set 3 cuvettes 400 depth / Set 3 cubetas ONDA-400

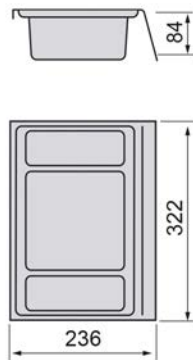


901.423.705	1	Prof: 400 mm.	plastic/plástico	anthracite grey/gris antracita
901.415.720	1	Prof: 400 mm.	plastic/plástico	white/blanco




Organizing base 400 / / Base para organizar ONDA-400

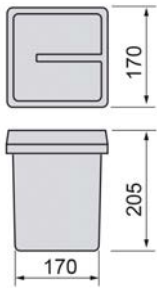
Code	Qty	Prof.	Material	Color
901.823.705	1	Prof: 400 mm.	plastic/plástico	anthracite grey/gris antracita
901.615.720	1	Prof: 400 mm.	plastic/plástico	white/blanco


Organizing base 350 / / Base organizadora ONDA-350

Code	Qty	Prof.	Material	Color
901.723.705	1	Prof: 350 mm.	plastic/plástico	anthracite grey/gris antracita
901.715.720	1	Prof: 350 mm.	plastic/plástico	white/blanco



Container 5 liters with cap / / Contenedor de 5 litros con tapa



901.023.705	1	plastic/plástico	anthracite grey/gris antracita
901.023.720	1	plastic/plástico	white/blanco





Plate and accessories for hanging /
/ Pletina y accesorios para colgar










252.113.582	1	undetermined/sin determinar	transparent/transparente
-------------	---	-----------------------------	--------------------------

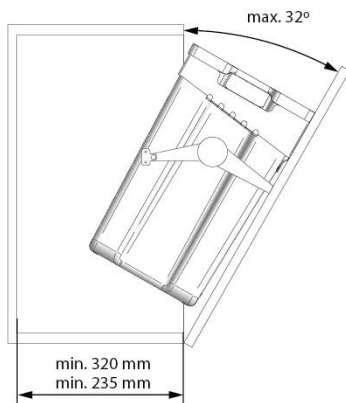
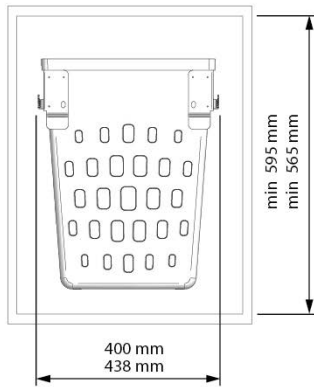


Laundry basket / / Tolva ropa abatible



							
948.325.300	1	450 min.	400 D x 504 H x 307 L	dm ³ : 50 L	plastic/plástico	white/blanco	
948.326.300	1	500 min.	438 D x 504 H x 222 L	dm ³ : 40 L	plastic/plástico	white/blanco	

Extension fitting is included. /
 Incluye compás retenedor.

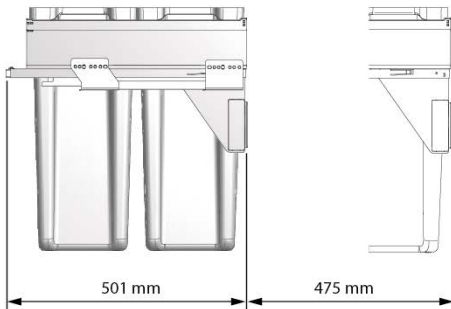
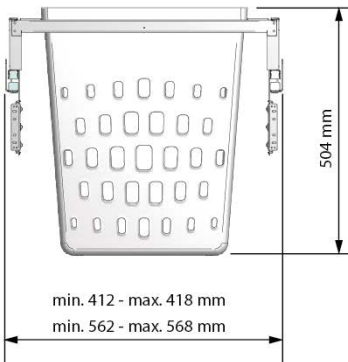


Pull-out laundry basket / Tolva ropa extraíble



948.322.300	1	450	412↔418D x 504H x 501L	dm³: 50 L	plastic/plástico	white/blanco
948.323.300	1	600	562↔568D x 504H x 501L	dm³: 40 + 40 L	plastic/plástico	white/blanco

Portable baskets. Grass runners with automatic opening system, full extension and soft closing. Adjustable for 16 to 19 mm cabinet thickness. / Cestas portables. Guía Grass con apertura automática, extracción total y cierre amortiguado. Adaptable para módulos de 16 a 19 mm de grosor.

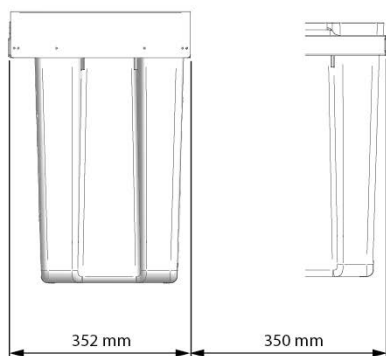
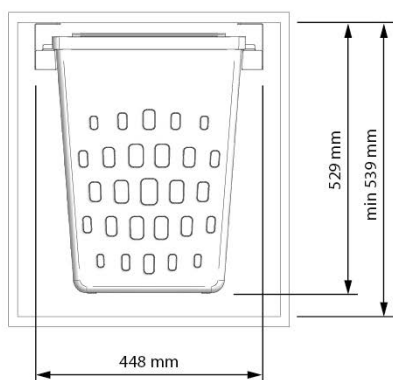


Pull-out laundry basket / Tolva ropa extraíble



						
948.324.300	1	500 min.	448 D x 529 H x 352 L	dm ³ : 50 L	plastic/plástico	white/blanco

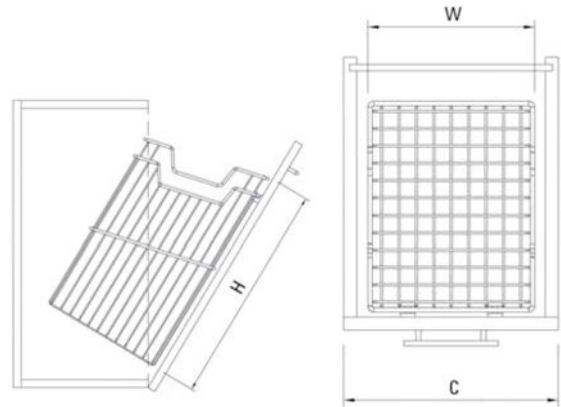
Under-top fixing to the cabinet. Full extension runners. /
 Fijación a la parte superior del mueble. Guías de extracción total.



JEALSER tilting hopper clothes carrier / Tolva basculante para ropa JEALSER



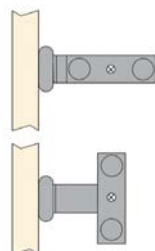
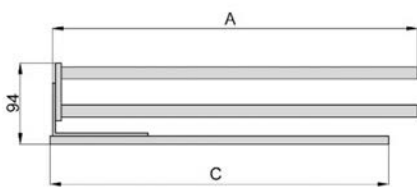
920.130.502	4	C: 230 mm. / W: 290 mm. / H: 500 mm.	steel/acero	chrome/cromado	
920.135.502	4	C: 280 mm. / W: 340 mm. / H: 500 mm.	steel/acero	chrome/cromado	
920.140.502	4	C: 330 mm. / W: 390 mm. / H: 500 mm.	steel/acero	chrome/cromado	
920.145.502	4	C: 380 mm. / W: 440 mm. / H: 500 mm.	steel/acero	chrome/cromado	
920.150.502	4	C: 430 mm. / W: 490 mm. / H: 500 mm.	steel/acero	chrome/cromado	



Flap stay /
/ Herraje retención puerta abatible derecha

482.225.582	1	iron/hierro	nickel/niquelado	

Extendable towel rack / Toallero extraíble



920.330.320	20	A: 310 mm. / C: 270 mm.	steel/acero	matt anodized/anodizado mate	
920.450.320	20	A: 440 mm. / C: 398 mm.	steel/acero	matt anodized/anodizado mate	



Removable and foldable ironing board / Tabla de planchar plegable y extraíble



504.281.157

1

module/módulo: 400 mm.

iron-cloth/hierro-tela

